


R LUM



LUMENIA
INTERIOR

R LUM luminaire is an indoor luminaire that offers optimal lighting, easy installation and low maintenance. Due to the minimalist design it can easily be combined with other types of indoor lighting fixtures to create harmony in any given space.



	R LUM
System efficacy	Up to 85 lm/W
Supply voltage	220-240 VAC 50 ÷ 60 Hz
Power	15 - 36 W
Luminous flux	1,250 - 2,900 lm
Power factor	0.9
Weight	0,6 - 1,1 kg
CCT	4,000 K
CRI	> 80
Ingress protection	IP 44
Operating temperature	-20 °C to +55 °C
Colour	White
Housing material	Polycarbonate
Guarantee	5 years
Certificates	CE, EN55015:2013+A1; EN 61547:2009; EN 61000-3-2:2014; EN 61000-3-3:2013; EN 60598-1:2015; EN 60598-2-1:1989; EN 62493:2010; EN 62493:2015; RoHS



System efficacy



LED module



Energy saving product



Supply voltage



Protection class



Low maintenance



Ready to use



Easy mounting



Long life



CE certificate



RoHS certificate



Recyclable materials

MAIN FEATURES

No flickering
Easy installation

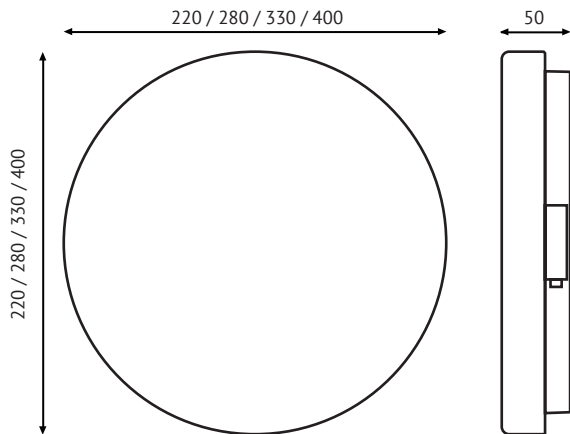
APPLICATIONS

Corridors
Toilets
Staircases

ACCESORIES

HF Motion Sensor

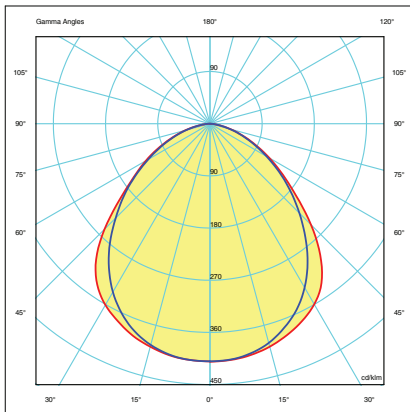
DIMENSIONS



SIZE OPTIONS

- Option 1: 220 x 220 x 50 mm
- Option 2: 280 x 280 x 50 mm
- Option 3: 330 x 330 x 50 mm
- Option 4: 400 x 400 x 50 mm

OPTIC



R LUM: Suitables for corridors, toilets and staircases

PRODUCT VARIATIONS

Article	Power [W]	Luminous flux [lm] *	Efficacy [lm/W]	Body type	Weight [Kg]	Additional options
R.15.4000.220	15	Up to 1250	83	220 x 220 mm	0.50	Dimmable, Motion sensor
R.18.4000.280	18	Up to 1500	83	280 x 280 mm	0.75	Dimmable, Motion sensor
R.24.4000.330	24	Up to 2050	85	330 x 330 mm	1.05	Dimmable, Motion sensor
R.36.4000.400	36	Up to 2900	81	400 x 400 mm	0.93	Dimmable, Motion sensor

*Luminous flux is valid for CCT 4000 K

The latest validated data is available at www.lumenia.com.